

TOUGHBOX™

Accessories

SOFT STORAGE (DWMT80432)

DeWALT® ToughBox™ lid storage allows for additional storage in the lid section of the job site Storage Chest for added organization and easy access.

- Each soft storage unit comes with mounting brackets and hardware.
- 25.5" W x 20" H

Compatible SKU's:
DWMT6028, DWMT4828,
DWMT4228, DWMT3628

ACCESSORY TRAY (DWMT81237)

The DeWALT® Accessory Tray is a must-have to stay organized on the job site. The tray securely holds 4 power tools and has a 22.5" wide x 6.2" deep basket to nicely house smaller items.

- Rubber inserts securely cradles power tools to prevent movement.
- Bottom tray protects battery from damage.
- Powder coat provides durable finish for industrial use.
- Industrial grade 18 Gauge Steel.
- Cord wrap for cord organization.

Compatible SKU's:
DWMT3628, DWMT4228,
DWMT4828, DWMT6028

CASTERS

The DeWALT® ToughBox™ casters are industrial strength, non-marking wheels built for tough working conditions found on the jobsite.

- 900 lb. weight capacity per caster.
- Each caster includes 11 gauge reinforcement plate.

DWMT80427	(1) Swivel	4" x 2" Swivel Caster, RollX-WOW w/iLK
DWMT80434	(1) Rigid	4" x 2" Rigid Caster, RollX-Wow
DWMT80435	4 Piece Set	4" x 2" Caster, RollX Set
DWMT80694	6 Piece Set	4" x 2" Caster, RollX Set

DWMT80436	(1) Swivel	5" x 2" Swivel Caster, RollX Wheel w/iLK
DWMT80437	(1) Rigid	5" x 2" Rigid Caster, RollX Wheel
DWMT80438	4 Piece Set	5" x 2" Caster, RollX Set
DWMT80695	6 Piece Set	5" x 2" Caster, RollX Set

DWMT80439	(1) Swivel	6" x 2" Swivel Caster, RollX Wheel w/iLK
DWMT80440	(1) Rigid	6" x 2" Rigid Caster, RollX Wheel
DWMT80441	4 Piece Set	6" x 2" Caster, RollX Set
DWMT80696	6 Piece Set	6" x 2" Caster, RollX Set

DeWALT®

GUARANTEED TOUGH.®

TOUGHBOX™

Job Site Storage




Dealer Stamp

1-800-4 DEWALT®

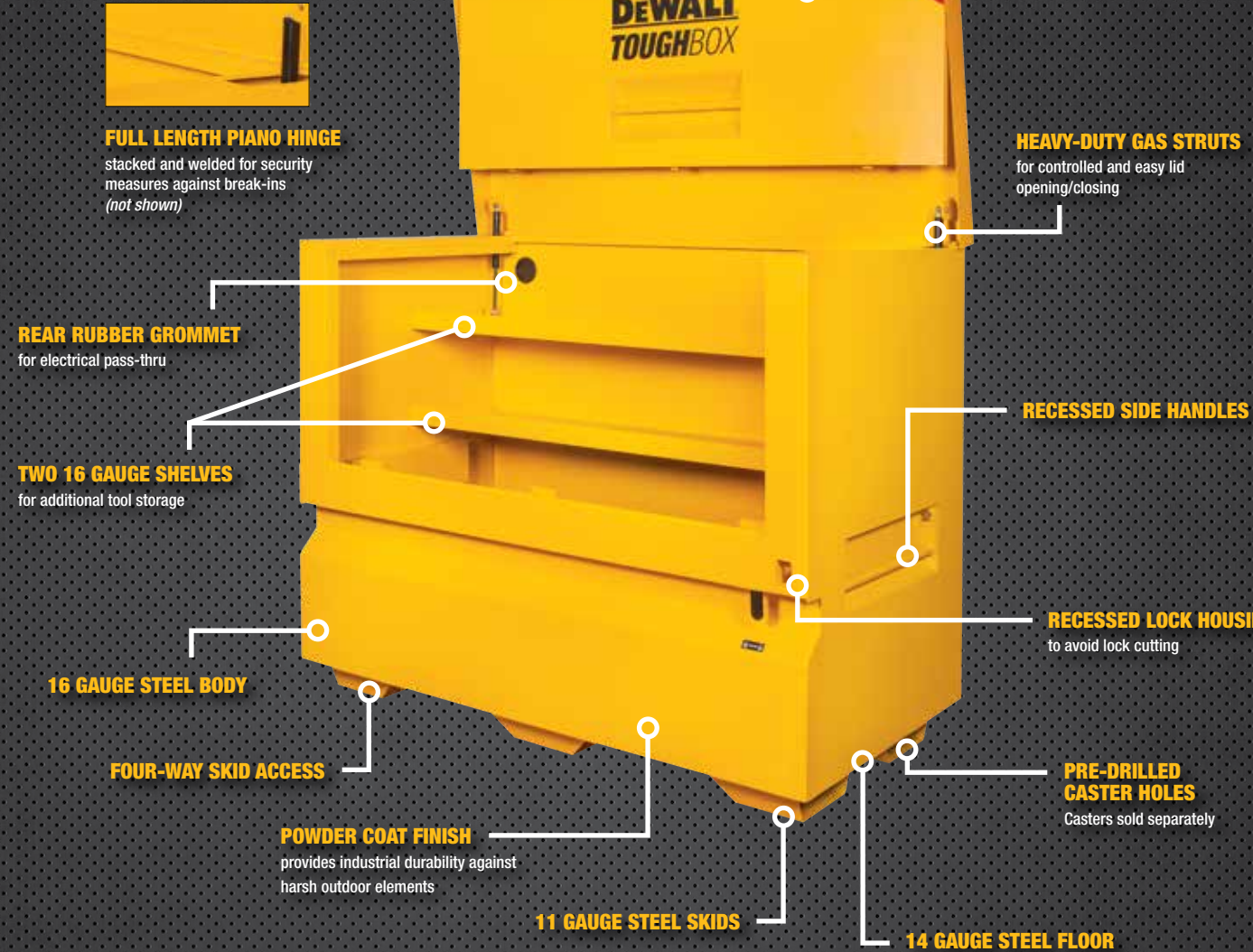
www.DEWALT.com

TOUGHBOX™ JOB SITE CHEST
FEATURES & BENEFITS



PART NUMBER	DWMT3628	DWMT4228	DWMT4828	DWMT6028
	Chest	Chest	Chest	Chest
WIDTH	36"	42"	48"	60"
HEIGHT	34.50"	34.50"	34.50"	34.50"
OPEN HEIGHT	59.50"	59.50"	59.50"	59.50"
DEPTH	28"	28"	28"	28"
SHIPMENT WEIGHT	197 lbs.	229 lbs.	242 lbs.	306 lbs.
CU. FT. PER UNIT	16.70 Cu. Ft.	19.30 Cu. Ft.	22.10 Cu. Ft.	27.60 Cu. Ft.

TOUGHBOX™ PIANO BOX
FEATURES & BENEFITS




PART NUMBER	DWMT04831	DWMT06031
	Piano Box	Piano Box
WIDTH	48"	60"
HEIGHT	49"	49"
OPEN HEIGHT	78.66"	78.66"
DEPTH	31"	31"
SHIPMENT WEIGHT	360 lbs.	428 lbs.
CU. FT. PER UNIT	38.11 Cu. Ft.	47.66 Cu. Ft.

WELDER'S BOX
FEATURES & BENEFITS



Specifically designed for welder's, the DeWALT® Welder's Box is perfect for transporting and protecting their tools and supplies, including rods, gloves and goggles.



PART NUMBER	DWMT03012
	Welder's Box
WIDTH	30"
HEIGHT	12"
DEPTH	16"
SHIPMENT WEIGHT	42 lbs.
CU. FT. PER UNIT	3.33 Cu. Ft.

*36" ToughBox™ has a 2-Point locking mechanism.